

MOODLE STUDENT GUIDE

Contents

MOODLE STUDENT GUIDE	1
1 Change your password.....	2
2 Forgot your password	2
3 Login Moodle using your USTH email Account	4
4 Check your courses	5
5 Check your calendar.....	6
6 Check course news or announcement.....	6
7 Download course material.....	8
8 Submit assignment.....	9
9 Student forum.....	15
10 Insert equation.....	17

1 Change your password

USTH Moodle

[Home](#) > [My profile settings](#) > [Change password](#)

NAVIGATION

- Home
 - My home
 - Site pages
 - My profile
 - My courses

ADMINISTRATION

- My profile settings
 - Edit profile
 - Change password**
 - Roles
 - Messaging
 - Blogs
 - Badges
 - Activity reports
- Site administration

Change password

Username anhgmail

The password must have at least 8 characters, at least 1 digit(s), at least 1 lower case letter(s), at least 1 upper case letter(s), at least 1 non-alphanumeric character(s)

Current password*

New password*

New password (again)*

There are required fields in this form marked *.

2 Forgot your password

If you forgot your password, please click on forgotten your username or password

Log in

Username

Password

Remember username

[Forgotten your username or password?](#)

Cookies must be enabled in your browser [?](#)

Some courses may allow guest access

Enter your username with **lowercase letters** (for student, normally it is USTH student ID if you already have one) OR your registered email address in Moodle, then click **Search**

USTH Moodle

[Home](#) ▶ [Log in](#) ▶ [Forgotten password](#)

To reset your password, submit your username or your email address below. If we can find you in the database, an email will be sent to your email address, with instructions how to get access again.

Search by username

Username

Search by email address

Email address

You are not logged in. ([Log in](#))
[Home](#)

You will go to this screen:

USTH Moodle

[Home](#) ▶ [Log in](#) ▶ [Forgotten password](#)

If you supplied a correct username or email address then an email should have been sent to you.
It contains easy instructions to confirm and complete this password change. If you continue to have difficulty, please contact the site administrator.

You are not logged in. ([Log in](#))
[Home](#)

Within 5 minutes you will receive a Reset password email in your registered email in Moodle. Please check your email, check also **spam / junk/ social or all other folders** in your email if you can not find the **Reset password email**, it looks like the following:

Mail Folders	Date: Today		
All Mail Items		Admin User USTH Moodle: Password reset request	Thu 7/9/2015 ... 8 KB
Mailbox - Bui Thi Kieu A		Admin User USTH Moodle: Password reset request	Thu 7/9/2015 2... 8 KB
Deleted Items (38)		Bui Thi Kieu... Register sinh viên lên Moodle	Thu 7/9/2015 2... 50 KB
Drafts (175)		Tran Thi Thu... RE: Task allocation for editing website content	Thu 7/9/2015 1... 414 KB
Inbox (1)		Nguyen The... RE: FW: Phụ lục hợp đồng bản cuối cùng	Thu 7/9/2015 1... 215 KB
from usth		Nguyen Na... RE: WEO 01: date for exam	Thu 7/9/2015 1... 50 KB
Inbox			
Moodle			

If after 10 minutes, you do not receive this email. Please contact USTH IT department to reset your Moodle password for you by sending an email itdeparment@usth.edu.vn or call 04-37918517.

Your email will look like this:

From: Admin User [moodle@usth.edu.vn]
To: Bui Thi Kieu Anh
Cc:
Subject: USTH Moodle: Password reset request

Hi Anh,

A password reset was requested for your account 'anhbtk' at USTH Moodle.

To confirm this request, and set a new password for your account, please go to the following web address:

http://moodle.usth.edu.vn/login/forgot_password.php?token=JhSk0rnS6L3217GKVuAIgQxXBcs6ap20

(This link is valid for 30 minutes from the time this reset was first requested)

If this password reset was not requested by you, no action is needed.

If you need help, please contact the site administrator,

Admin User
moodle@usth.edu.vn

Please follow the instruction in the email to reset your password.

USTH Moodle

[Home](#) ► [Log in](#) ► [Forgotten password](#)

Please enter and repeat your new password below, then click "Set password".
Your new password will be saved, and you will be logged in.

Set password

Username anhbtk

The password must have at least 8 characters, at least 1 digit(s), at least 1 lower case letter(s), at least 1 upper case letter(s), at least 1 non-alphanumeric character(s)

New password* Required

New password (again)*

There are required fields in this form marked *.

3 Login Moodle using your USTH email Account

If you already successfully login to Moodle by using account name and password, you can enable Login using your USTH email account by clicking the following:

Log in

Username

Password

Remember username

Log in

[Forgotten your username or password?](#)

Cookies must be enabled in your browser [?](#)

Some courses may allow guest access

Log in as a guest

Log in using your account on:



After clicking Google button, please follow steps on the screen to set up and login.

Note: you can only use USTH email account (for e.g. namdd.b9004@st.usth.edu.vn) to login, not your personal gmail email.

4 Check your courses

On homepage of USTH Moodle, click **My Courses**.

USTH Moodle: My home

[Home](#) ▶ [My home](#)

NAVIGATION ☰ ☱

Home


- My home
- Site pages
- My profile
- My courses**
 - Test course
 - IW


ADMINISTRATION ☰ ☱

- My profile settings


COURSE OVERVIEW ☰ ☱

Test course

 You have assignments that need attention

 There are new forum posts


IELTS Writing

 You have assignments that need attention

Here you can see a list of your courses and updated information / notification about each course.

5 Check your calendar

The calendar is always on the right side of Moodle site. All events of your courses will be showed here.



Teaching evaluation

My courses

Test course

Welcome to USTH Moodle!

CALENDAR

August 2015

Sun	Mon	Tue	Wed	Thu	Fri	Sat
			5	6	7	8
2	3	4	5	6	7	8
9	10	11	12	13	14	15
16	17	18	19	20	21	22
23	24	25	26	27	28	29
30	31					

6 Check course news or announcement

In every course, there is a news forum, where teacher or university posts news to students. Click on the News forums to check:

IELTS Writing

[Home](#) ▶ [My courses](#) ▶ [Supporting departments](#) ▶ [English](#) ▶ [IW](#)

NAVIGATION



Home

- [My home](#)
- ▶ [Site pages](#)
- ▶ [My profile](#)
- ▼ [Current course](#)
 - ▼ **IW**
 - ▶ [Participants](#)
 - ▶ [Badges](#)
 - ▶ [Common section](#)
 - ▶ [Class 1](#)
- ▶ [My courses](#)

ADMINISTRATION

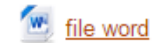
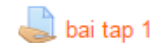
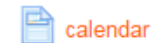


- ▼ [Course administration](#)
 - [Grades](#)
- ▶ [My profile settings](#)

Common section



Class 1



Class 2

Not available unless: You belong to **Class 2**

Here you can see all news and announcements:

IELTS Writing

Home > My courses > Supporting departments > English > IW > Common section > News forum

NAVIGATION

- Home
- My home
- Site pages
- My profile
- Current course
 - IW
 - Participants
 - Badges
 - Common section
 - News forum**
 - ex 1
 - material
 - Dec
 - Class 1

News forum

General news and announcements

Separate groups: Class 1

Discussion	Started by	Group	Replies	Last post
Mini test Week 4	Lan Nguyen Hoang		0	Lan Nguyen Hoang Wed, 5 Aug 2015, 9:08 AM
Bai tap viet	Tam Pham Thanh	Class 1	0	Tam Pham Thanh Wed, 29 Jul 2015, 1:14 PM
discussion	Thuan Doan Bich		0	Thuan Doan Bich Fri, 3 Jul 2015, 3:55 PM

You can click on each news to see more details.

7 Download course material

Go to your course, by clicking on name of the course:

NAVIGATION

- Home
- My home
- Site pages
- My profile
- Current course
 - IW
 - Participants
 - Badges
 - Common section
 - Class 1
 - My courses

Common section

- News forum
- ex 1
- material
- Dec

Class 1

- dfsaf
- calendar
- bai tap 1
- Ten file
- file word
- Bai tap viet
- task 1
- a

Class 2

Not available unless: You belong to Class 2

SEARCH FORUMS

Advanced search

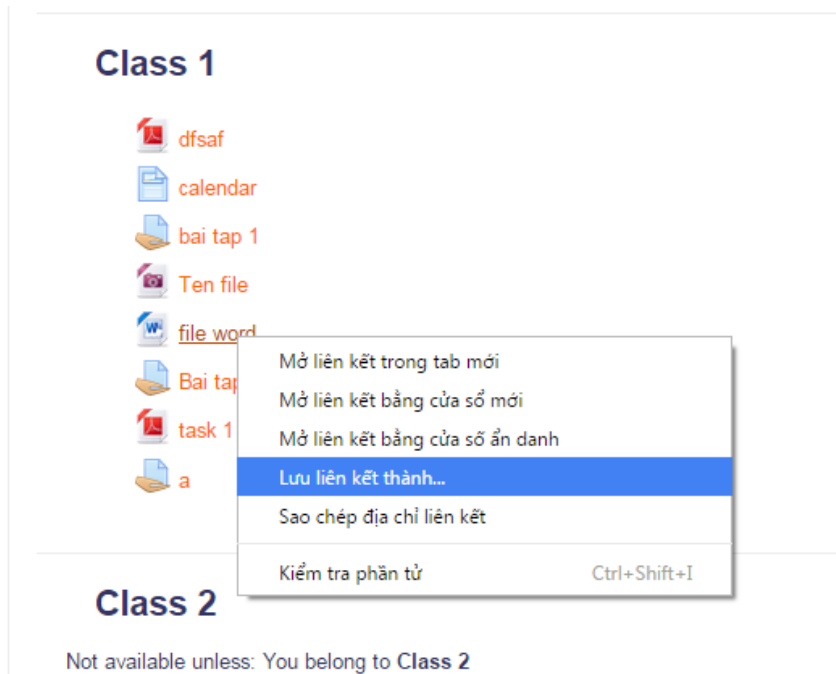
LATEST NEWS

- Mini test Week 4
5 Aug, 09:09 Lan Nguyen Hoang
- Bai tap viet
29 Jul, 13:14 Tam Pham Thanh
- discussion
3 Jul, 15:55 Thuan Doan Bich
- Older topics ...

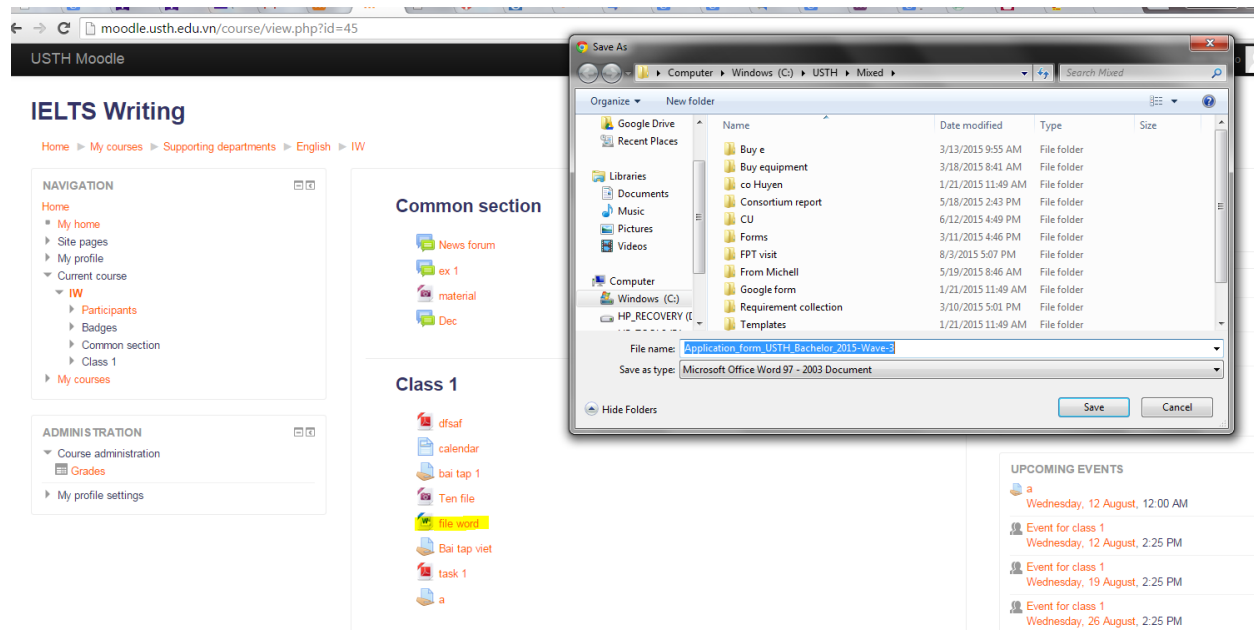
UPCOMING EVENTS

- Wednesday, 12 August, 12:00 AM
- Event for class 1
Wednesday, 12 August, 2:25 PM
- Event for class 1
Wednesday, 19 August, 2:25 PM
- Event for class 1
Wednesday, 26 August, 2:25 PM
- Go to calendar...
- New event...

Right Click on a material to download, choose **Save link as...** (Lưu liên kết thành...)



A **Save As** box will appear as follows:



Choose the folder you want to save to your computer and click **Save!**

8 Submit assignment

Click on an assignment:

The screenshot shows a course management interface. On the left, there is a navigation menu with the following items: Site pages, My profile, Current course (expanded to show IW, Participants, Badges, Common section, Class 1), and My courses. Below this is an ADMINISTRATION section with Course administration (expanded to show Grades) and My profile settings. On the right, there is a list of course materials: News forum, ex 1, material, Dec, Class 1 (expanded to show dfsaf, calendar, bai tap 1, Ten file, file word, Bai tap viet, task 1, and mid-term assignment), and Class 2 (with a note: Not available unless: You belong to Class 2).

Here you can check all requirements of the assignment:

IELTS Writing

[Home](#) ▶ [My courses](#) ▶ [Supporting departments](#) ▶ [English](#) ▶ [IW](#) ▶ [Class 1](#) ▶ [mid-term assignment](#)

The screenshot shows the 'mid-term assignment' page. On the left, there is a NAVIGATION menu with the following items: Home, My home, Site pages, My profile, Current course (expanded to show IW, Participants, Badges, Common section, Class 1), and My courses. The Class 1 section is expanded to show dfsaf, calendar, bai tap 1, Ten file, file word, Bai tap viet, task 1, and mid-term assignment. The main content area has the title 'mid-term assignment' and the instruction: 'Please write a small essay about your high school memory and also upload a photo about your highschool'. Below this is a 'Submission status' table:

Submission status	No attempt
Grading status	Not graded
Due date	Wednesday, 12 August 2015, 12:00 AM
Time remaining	5 days 12 hours
Last modified	Thursday, 6 August 2015, 10:55 AM
Submission comments	▶ Comments (0)

At the bottom right, there is a yellow 'Add submission' button and the text 'Make changes to your submission'.

Click **add assignment** to continue:

mid-term assignment

Please write a small essay about your high school memory and also upload a photo about your highschool

The screenshot shows a web-based assignment submission form. At the top, there's a section for 'Online text' with a rich text editor toolbar containing options like Paragraph, Bold, Italic, Bulleted List, Numbered List, Link, Unlink, Image, and Document. Below the toolbar is a large text area. Underneath the text area is a 'Path: p' label. To the right of the text area is a 'File submissions' section with a note: 'Maximum size for new files: 2MB, maximum attachments: 1'. It includes a file upload icon and a large dashed box with a blue arrow pointing down, containing the text 'You can drag and drop files here to add them.' At the bottom of the form are two buttons: 'Save changes' (highlighted in orange) and 'Cancel'.

As you can see, here the assignment requires you write a small essay and upload a photo.

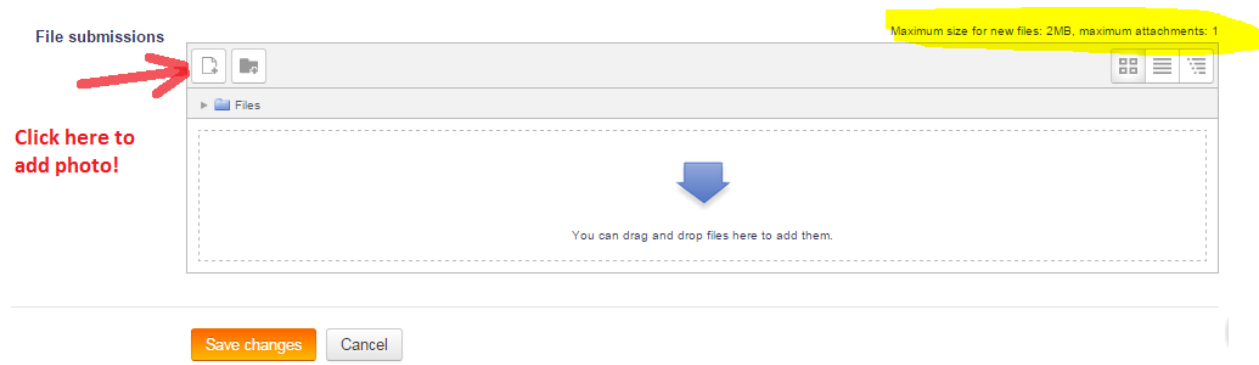
Enter your text by writing directly to the Online Text:

mid-term assignment

Please write a small essay about your high school memory and also upload a photo about your highschool

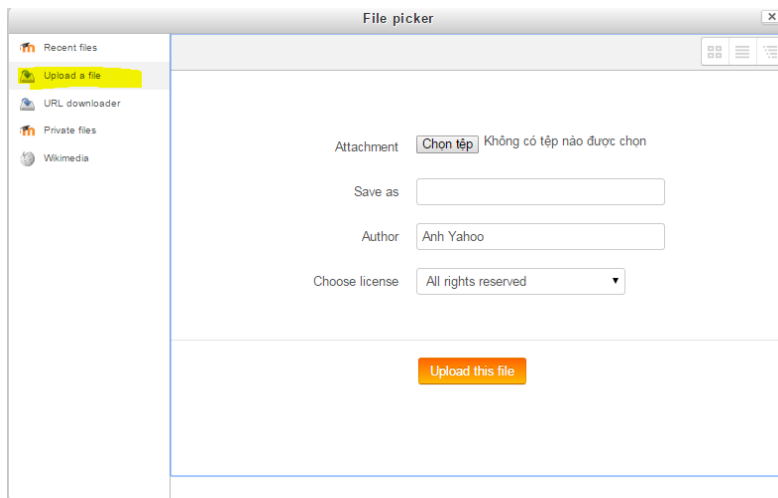
This screenshot shows the 'Online text' editor with a sample essay. The title is 'The Three Years of My Life'. The text reads: 'I will always remember my years of high school. All the people I met, the moments I lived, and the guys I have loved during this time have been and will be some of the best memories in my life. Even though we are a very small group, eight students to be precise, we have been together for many years and shared moments that have marked our lives in special ways. Looking back, I can see that it was through high school that many things changed in me that eventually made me become the person I am today. Each one of my high school years differ in some way or another and it was these differences that made each one a very special time in my life.' The toolbar is expanded, showing additional options like Undo, Redo, Underline, Strikethrough, Superscript, Subscript, Text Color, Background Color, Text Background Color, Text Indent, Text Outdent, Text Color, Text Background Color, Text Indent, Text Outdent, and a 'Format' dropdown. A red arrow points to the 'Format' dropdown, and a red text label says 'Click here to expand toolbar!'. The 'Path: div » span' is visible at the bottom.

Upload file (here it is the photo)

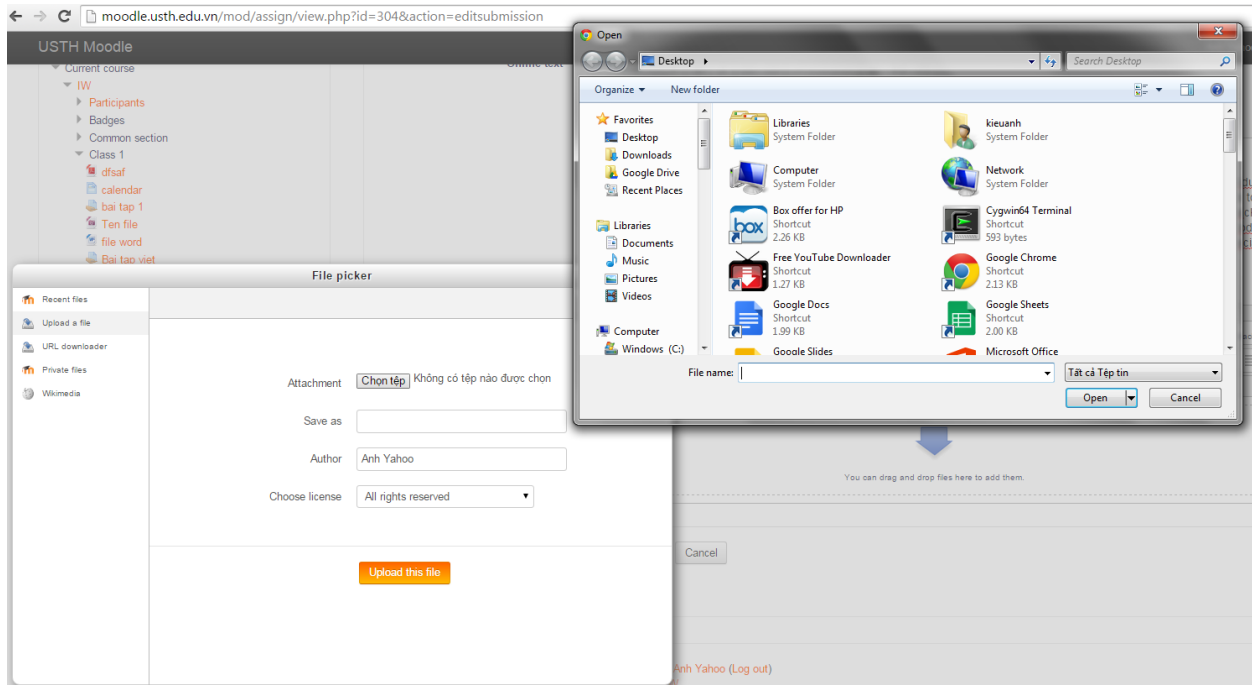


Note: You can see **maximum upload size** and **number of attachments allowed** on the left side.

You can see this screen:



Click **upload a file** as above and click on **Chon tệp (Choose file)**



Select file from your computer and click Open







Click **Upload this file**

mid-term assignment

Please write a small essay about your high school memory and also upload a photo about your highschool

Submission status

Submission status	Submitted for grading
Grading status	Not graded
Due date	Wednesday, 12 August 2015, 12:00 AM
Time remaining	5 days 10 hours
Last modified	Thursday, 6 August 2015, 1:41 PM
Online text	 The Three Years of My Life I will always remember my years of high school. All the people I met, the moments I lived, ... (133 words)
File submissions	  Tulips.jpg
Submission comments	 Comments (0)

[Edit submission](#)

Make changes to your submission

The above screen provides you all information about your submission. If not restricted by teachers, before deadline, you can edit your submission anytime.

Finish!

9 Student forum

If there is forum in your course, you can check or post to join the discussion.

IELTS Writing

[Home](#) ▶ [My courses](#) ▶ [Supporting departments](#) ▶ [English](#) ▶ [IW](#)

NAVIGATION





Home

- ▀ My home
- ▶ Site pages
- ▶ My profile
- ▼ Current course
 - ▼ **IW**
 - ▶ Participants
 - ▶ Badges
 - ▶ Common section
 - ▶ Class 1
- ▶ My courses










ADMINISTRATION

- ▼ Course administration
 - ▣ Grades
- ▶ My profile settings

Common section

-  News forum
-  ex 1
-  material
-  Dec

Class 1

-  Student forum
-  dfsaf
-  calendar
-  bai tap 1
-  Ten file
-  file word
-  Bai tap viet
-  task 1
-  mid-term assignment

Class 2





Double click on the forum to see topics:

Student forum

Student can share idea here!

Separate groups All participants ▾

[Add a new discussion topic](#)

Discussion	Started by	Group	Replies	Last post
Topic 2 - How to write an official letter	 Anh Yahoo	Class	0	Anh Yahoo 
Discussion topic 1: How to enhance your writing skills?	 Admin User	Class	0	Thu, 6 Aug 2015, 4:30 PM Admin User 
		1	0	Thu, 6 Aug 2015, 4:27 PM

Double-click on the topic you are interested.

Student forum

Discussion topic 1: How to enhance your writing skills?

[Subscribe](#)

[Topic 2 - How to write an official letter ▶](#)

Display replies in nested form ▾

 **Discussion topic 1: How to enhance your writing skills?**
 by [Admin User](#) - Thursday, 6 August 2015, 4:27 PM
 Please share your experience

[Reply](#)

[Topic 2 - How to write an official letter ▶](#)

Click **Reply** to post your response. It will automatically subscribe you to this topic. If you want to subscribe to this topic without **Replying**, please click **subscribe**. If you are subscriber to a topic you will get all notification about this topic updates.

IELTS Writing

[Home](#) ▶ [My courses](#) ▶ [Supporting departments](#) ▶ [English](#) ▶ [IW](#) ▶ [Class 1](#) ▶ [Student forum](#) ▶ [Discussion topic 1: How to enhance your writing sk...](#)

[Search forums](#)


Student forum

Discussion topic 1: How to enhance your writing skills?

[Subscribe](#)

[Topic 2 - How to write an official letter ▶](#)

Display replies in nested form ▾

 **Discussion topic 1: How to enhance your writing skills?**
 by [Admin User](#) - Thursday, 6 August 2015, 4:27 PM
 Please share your experience

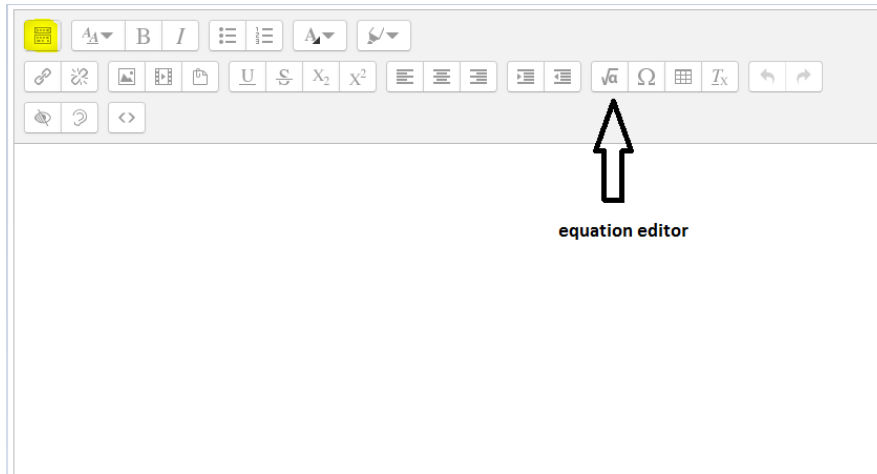
[Reply](#)

[Topic 2 - How to write an official letter ▶](#)

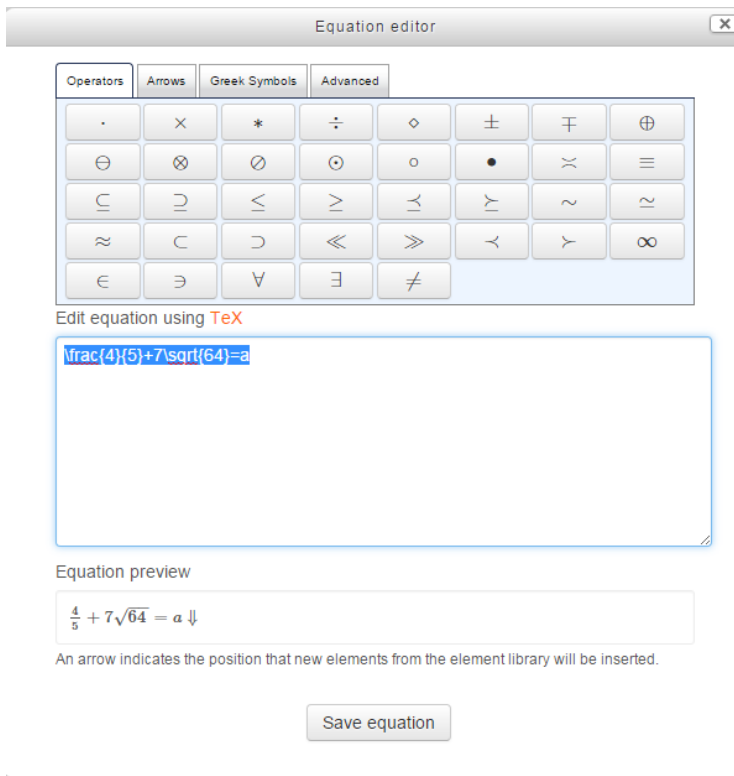
You are responsible for all content posted to the forum. Any non-related content is prohibited!

10 Insert equation

You can insert equation by expand then click on the equation editor



equation editor



Detailed **How to** use this editor, please check here:

https://docs.moodle.org/28/en/Using_TeX_Notation#Delimiters_and_Maths_Constructs