



UNIVERSITY OF SCIENCE AND TECHNOLOGY OF HANOI

English Department

Course syllabus

2. GENERAL INFORMATION OF THE SUBJECT

Course title	: PRONUNCIATION SKILLS
Semester	: 1
Number of Credits	: NA
Course status	: Conditional course for Speaking Test
Total hours	: 16
Each class contact duration	: 2
Total class contact number	: 8
Prerequisite	: basic knowledge of the English language with difficulties in using English proficiently with the words or sounds for further speaking studies
Teachers in charge	:

3. COURSE DESCRIPTION

This course serves as a required condition for students for speaking course. Only those who complete all course requirements are qualified to take part in the end-of-the-semester examination.

This course is designed to mainly to help students to standardize their pronunciation by mainly self studying at home after having time practising some sounds in classroom hours. The focus of the course is pronunciation for listening and speaking, including receptive and productive practice. In-class activities, including dialogues and pair-work, will help students to give guidance and immediate feedback from teachers to overcome specific pronunciation difficulties. Home practice is desired to double the in-class hour to achieve the desirable progress.

The course progresses from individual sounds, through sequences of sounds, and stress in words, to intonation patterns and sentences.

The course adopts the incremental approach, learning by doing and learner-centered approach. Students are expected to demonstrate clear progresses on one thing at a time.

4. COURSE OBJECTIVES

By the end of the course, by the end of the course, students are able to:

1. familiarise themselves with the phonemic chart
2. achieve a high level of understanding with their speaking ability
3. become familiar with a foreign cultural experience and gain an insight to customs in a foreign environment.
4. gain a pragmatic view about what they will expect once overseas in an English speaking surroundings
5. understand body and facial communication such as expressions of happiness and anger which will help them while conversing to native speakers.
6. gain confidence to speak to fellow students in English as well as native speakers
7. accustom to accents, which in turn may aid them to understand the main points of a lecture or talk, provided that the subject matter is familiar and the presentation is straightforward and clearly structured.
8. listen for clues and make inferences from what has been heard
9. follow and create extended conversations between native speakers on familiar topics. They will be able to stress and intonation to an optimum level while in conversations.

5. MATERIALS

Course books:

1. Jonathan Marks. (2007). *English Pronunciation in Use (Intermediate, 2nd ed)*. Cambridge University Press
2. Links/CD of the books: to be provided by English Department

Supplementary materials

BBC learning

- 1) <http://www.bbc.co.uk/learningenglish/>
- 2) <https://www.youtube.com/playlist?list=PLE2A374AF7E6ADC89>

Teachers are encouraged to prepare their own supplementary texts and materials as long as they are relevant to the course contents and students' needs.

6. COURSE POLICY

- Students who are absent for 2 sessions onwards will merit an automatic failure.
- No late submission or task completion is accepted, unless otherwise approved by the teacher at least ONE week before the deadline. Late submission will occur in 20% reduction of the allotted grade for each day late.
- Completion of all assignments is required as the condition to sit for the final test

7. ASSESSMENT

The assignments and projects are marked in 0-20 scale.

TASKS	ASSESSMENT CRITERIA & WEIGHING	GRADE ALLOTMENT
Attendance, & Participation	To assess students' regular attendance, participation and responsibility during the course	20%
Mini presentation	Pronunciation: 80% - Intonation: 20%	20%
Pronunciation showcase 1	- Pronunciation: 60% - Intonation: 30% - Cooperation: 10%	30%
Pronunciation showcase 2	- Pronunciation: 60% - Intonation: 30% - Cooperation: 10%	30%

ASSESSMENT TASKS

PROJECT 1: MINI PRESENTATION

This activity is to keep track of students' continuous work and progress in pronunciation practice. **Due to USTH learning themes, the students are encouraged to present the science-related topics from the course of "Introduction to Science in English". Teachers of Pronunciation are strongly recommended to encourage your students to interweave science contents in all projects.**

- Every week students will prepare a one to two minute presentation to answer assigned questions (as the homework every week). Students will need to prepare written scripts [i.e.

portfolio-form provided below] before in-class oral reports. Then he/ she will deliver in front of the class.

- Students will be assessed based on the features of pronunciation that they have learnt in previous weeks.
- Each week 4-5 students are called randomly to deliver their presentations. Teacher does not inform which students to present in the following week. All students have to prepare the scripts and wait for their turns.
- At the end of the course, students submit to teachers their writing at home for teachers' records of their homework completion.
- Each student will have to present twice during the course.

PROJECT 2: PRONUNCIATION SHOWCASE

This activity is filmed for further feedback

This activity is to assess:

- students' pronunciation accuracy and other aspects such as fluency and intonation
- students' ability to use real-life English language, and
- the ability to co-operate in group performances

How to conduct a pronunciation showcase

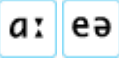


- The class will be divided into groups of 2-4. Each group will cut **1 or 2 short pieces** with each lasting for 6-8 minutes from 2 different movies/talk shows from CNN or BCC, CNBC or any authentic television channels. There would be enough characters for 2-4 members of the group. If there is not enough numbers of characters for the each member to perform, the students can divide the time of speaking among each other. Also, the amount of time for each member to speak must be equal. The minimum talking time of each student in the showcase should be 4 minutes altogether.
- You need to submit the first pieces in **week 4** and the second in **week 6**.
- The group is highly recommended to use the movies whose transcripts can be found online. You need to download the transcripts and practice speaking and pronouncing as the characters speak.
- After that, all groups will act out the transcript in front of the class. The transcript of each group must be printed out and delivered to the class before show time. Also, all groups must bring good recorders/camera to record the pronunciation so that the teacher can have a look at the performance again at home to assess pronunciation if necessary.
- *Students are encourage to dress up like the characters in the clips (Bonus points)*



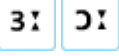

8. FRAMEWORK FOR PRONUNCIATION SKILLS

Ss	Themes	Content & Skills focused	Assignment and Presentation activities
1	Getting to know you Pronunciation practice ---- Word and sentence stress -- Word grouping -- Introduction to website	English Pronunciation in use Units 2 the vowel sounds eɪ æ -- Unit 22 Introducing word stress -- Unit 42 'pronouncing punctuation' -- Unit 3 the consonant sounds b p -- Unit 23 Introducing sentence stress -- Unit 43 Grouping word -- BBC Learning online Internet- BBC/learning pronunciation videos (*Web address below in comments)	
2	Consonant sounds -- Sounds/ gestures how to continue -- The art of storytelling	English Pronunciation in use Unit4 the consonant sounds s z -- Unit 24 consonant sounds at the start of the syllables -- Unit 44 Showing you want to continue -- Also facial and body language signals (teacher to display and give examples) -- Unit 5	Mini presentation 1

Ss	Themes	Content & Skills focused	Assignment and Presentation activities
		The consonant sounds d t -- Unit 25 Consonants at the end of syllables -- Unit 45 Telling a story (teacher to display and give examples)	
3	Ending sounds -- Small talk and body language signals -- Cultural problems	English Pronunciation in use Unit 6 The vowel sounds i: e -- Unit 26 Syllables; plurals and other –s endings -- Unit 46 Understanding small talk -- Knowing when to finish a conversation (teacher to display and give examples) -- Unit 7 Unstressed words ə ɪ -- Unit 27 Syllables; adding past endings -- Unit 47 Understanding instructions (other cultural habits that may be misunderstood- teacher to display and give examples)	Mini presentation 2
4		English Pronunciation in use Unit 9 The consonant sounds g k --	Mini presentation 3

Ss	Themes	Content & Skills focused	Assignment and Presentation activities
	Compound words -- Intonation -- Consonant sounds	Unit 29 Stress in compound words -- Unit 49 Introducing to emphatic stress (intonation- teacher to display and give examples) -- Unit 10 The sounds h w j -- Unit 30 Stress in longer words -- Unit 50 Emphasising added details	
5	Stress Emphasising -- Stress -- Vowel sounds	English Pronunciation in use Unit 11 The vowel sounds aɪ ɪ -- Unit 31 Stress in longer words 2 -- Unit 51 Emphasising important words (giving strength to your argument- teacher to display and give examples) -- The consonant sounds ʃ dʒ tʃ -- Unit 32 Sentences with all the words stressed -- Unit 52 Emphasising contrasting alternatives -- The consonant sounds l r --	Pronunciation showcase 1

Ss	Themes	Content & Skills focused	Assignment and Presentation activities
		Unit 33 Unstressed words -- Unit 53 Emphasising corrections (Understanding subtlety- teacher to display and give examples)	
6	Tones -- Consonant sounds -- Checking and rephrasing -- vowel sounds -- Auxiliary words	English Pronunciation in use Unit 14 The vowel sounds  -- Unit 34 Pronouns and contractions -- Unit 54 Introducing tones - (teacher to display and give examples) -- Unit 15 The consonant sounds  -- Unit 35 Pronouncing the verb be -- Unit 55 Asking and checking tones (Rephrasing questions-teacher to display and give examples) -- Unit 16 The Vowel sounds  -- Unit 36 Auxiliary verbs -- Unit 56 Tones in asking for information (teacher to display and give examples)	Pronunciation showcase 2
7		English Pronunciation in use Unit 17	Mini presentation 4

Ss	Themes	Content & Skills focused	Assignment and Presentation activities
	Flow in sentences -- Consonant sounds -- Tones	The consonant sounds  -- Unit 37 Pronouncing short words -- Unit 57 Tones in new and old information -- Unit 18 The vowel sounds  -- Unit 38 Joining words 1 (flow - teacher to display and give examples) -- Unit 58 Continuing and finishing tones	
8	Flow -- Debating -- Vowel sounds	English Pronunciation in use Unit 19 The vowel sounds  -- Unit 39 Joining words 2 -- Unit 59 Agreeing and disagreeing tones (confidence at debating- teacher to display and give examples) -- Unit 20 The vowel sounds  -- Unit 40 Joining words 3 Unit 60 High tones	Mini presentation 5